

# CALIFORNIA COMMUNITY COLLEGES CHANCELLOR'S OFFICE

## Quarterly Financial Status Report, CCFS-311Q CERTIFY QUARTERLY DATA

CHANGE THE PERIOD 

Fiscal Year: 2021-2022

Quarter Ended: (Q3) Mar 31, 2022


District: (160) REDWOODS

Your Quarterly Data is Certified for this quarter.

### Chief Business Officer

**CBO Name:** Julia Morrison

**CBO Phone:** 707-476-4122

**CBO Signature:**   
**Date Signed:** 5/4/2022

### District Contact Person


**Name:** Julia Morrison

**Title:** Vice President, Administrative Services

**Telephone:** 707-476-4122

**Chief Executive Officer Name:** Keith Flamer

**Fax:** 707-476-4405

**CEO Signature:**   
Keith Flamer (Mar 4, 2022 16:34 PDT)  
**Date Signed:** 5/4/2022

**E-Mail:** julia-morrison@redwoods.edu

**Electronic Cert Date:** 05/03/2022

California Community Colleges, Chancellor's Office  
Fiscal Services Unit  
1102 Q Street, Suite 4550  
Sacramento, California 95811

Send questions to:  
[ccfs311admin@cccco.edu](mailto:ccfs311admin@cccco.edu)

**CALIFORNIA COMMUNITY COLLEGES  
CHANCELLOR'S OFFICE**

**Quarterly Financial Status Report, CCFS-311Q  
VIEW QUARTERLY DATA**

**CHANGE THE PERIOD** ▼

**Fiscal Year: 2021-2022**

**District: (160) REDWOODS**

**Quarter Ended: (Q3) Mar 31, 2022**

Line	Description	As of June 30 for the fiscal year specified			
		Actual 2018-19	Actual 2019-20	Actual 2020-21	Projected 2021-22
<b>I. Unrestricted General Fund Revenue, Expenditure and Fund Balance:</b>					
<b>A.</b>	<b>Revenues:</b>				
A.1	Unrestricted General Fund Revenues (Objects 8100, 8600, 8800)	30,590,260	31,710,996	31,794,004	33,918,849
A.2	Other Financing Sources (Object 8900)	-80,149	0	275,600	0
A.3	<b>Total Unrestricted Revenue (A.1 + A.2)</b>	30,510,111	31,710,996	32,069,604	33,918,849
<b>B.</b>	<b>Expenditures:</b>				
B.1	Unrestricted General Fund Expenditures (Objects 1000-6000)	29,421,714	29,367,160	26,655,612	31,523,088
B.2	Other Outgo (Objects 7100, 7200, 7300, 7400, 7500, 7600)	849,729	1,858,084	2,785,501	2,419,567
B.3	<b>Total Unrestricted Expenditures (B.1 + B.2)</b>	30,271,443	31,225,244	29,441,113	33,942,655
C.	<b>Revenues Over(Under) Expenditures (A.3 - B.3)</b>	238,668	485,752	2,628,491	-23,806
<b>D.</b>	<b>Fund Balance, Beginning</b>	2,425,344	2,664,004	3,149,756	4,052,591
D.1	Prior Year Adjustments + (-)	-8	0	1	1,725,646
D.2	<b>Adjusted Fund Balance, Beginning (D + D.1)</b>	2,425,336	2,664,004	3,149,757	5,778,237
<b>E.</b>	<b>Fund Balance, Ending (C. + D.2)</b>	2,664,004	3,149,756	5,778,248	5,754,431
F.1	Percentage of GF Fund Balance to GF Expenditures (E. / B.3)	8.8%	10.1%	19.6%	17%

**II. Annualized Attendance FTES:**

		Actual 2018-19	Actual 2019-20	Actual 2020-21	Projected 2021-22
G.1	Annualized FTES (excluding apprentice and non-resident)	3,533.00	3,781.00	2,749.02	2,527.01

**III. Total General Fund Cash Balance (Unrestricted and Restricted)**

		As of the specified quarter ended for each fiscal year			
		2018-19	2019-20	2020-21	2021-22
H.1	Cash, excluding borrowed funds		2,717,491	222,327	2,234,238
H.2	Cash, borrowed funds only		0	0	0
H.3	<b>Total Cash (H.1+ H.2)</b>	6,754,304	2,717,491	222,327	2,234,238

**IV. Unrestricted General Fund Revenue, Expenditure and Fund Balance:**

Line	Description	Adopted Budget (Col. 1)	Annual Current Budget (Col. 2)	Year-to-Date Actuals (Col. 3)	Percentage (Col. 3/Col. 2)
<b>I. Revenues:</b>					
I.1	Unrestricted General Fund Revenues (Objects 8100, 8600, 8800)	33,055,985	33,918,849	22,646,043	66.8%
I.2	Other Financing Sources (Object 8900)	0	0	0	
I.3	<b>Total Unrestricted Revenue (I.1 + I.2)</b>	33,055,985	33,918,849	22,646,043	66.8%
<b>J. Expenditures:</b>					
J.1	Unrestricted General Fund Expenditures (Objects 1000-6000)	30,913,152	31,523,088	22,442,246	71.2%
J.2	Other Outgo (Objects 7100, 7200, 7300, 7400, 7500, 7600)	969,567	2,419,567	0	
J.3	<b>Total Unrestricted Expenditures (J.1 + J.2)</b>	31,882,719	33,942,655	22,442,246	66.1%
K.	<b>Revenues Over(Under) Expenditures (I.3 - J.3)</b>	1,173,266	-23,806	203,797	
L	Adjusted Fund Balance, Beginning	4,052,591	5,778,247	5,778,237	
L.1	<b>Fund Balance, Ending (C. + L.2)</b>	5,225,857	5,754,441	5,982,034	
M	Percentage of GF Fund Balance to GF Expenditures (L.1 / J.3)	16.4%	17%		

**V. Has the district settled any employee contracts during this quarter?**

**NO**

**VI. Did the district have significant events for the quarter (include incurrence of long-term debt, settlement of audit findings or legal suits, significant differences in budgeted revenues or expenditures, borrowing of funds (TRANS), issuance of COPs, etc.)?** **NO**

If yes, list events and their financial ramifications. (Enter explanation below, include additional pages if needed.)

**VII. Does the district have significant fiscal problems that must be addressed?** **This year? NO**  
**Next year? YES**

If yes, what are the problems and what actions will be taken? (Enter explanation below, include additional pages if needed.)

Redwoods CCD is still experiencing a significant enrollment decline going into the Spring 2022 semester. Currently, the District is taking advantage of the Emergency Conditions Allowance for FTES protections for 2020-21 and 2021-22. Efforts are being made to restore enrollment, however realistically it could take some time. Once actual FTES are reflected in the three year average for the SCFF in future years, the District's revenue could decline when revenue protections expire. The District is monitoring expenditures closely in order to make necessary adjustments in time to avoid/reduce deficit spending.









# CCFS-311Q (Quarterly Financial Status Report) 2021-22 Q3 Signed

Final Audit Report

2022-05-04

Created:	2022-05-04
By:	Sara Stolt (Sara-Stolt@Redwoods.edu)
Status:	Signed
Transaction ID:	CBJCHBCAABAALTL3X2Z5GWA-6wjB4jHuxX9d0Y1XwUPk

## "CCFS-311Q (Quarterly Financial Status Report) 2021-22 Q3 Signed" History

-  Document created by Sara Stolt (Sara-Stolt@Redwoods.edu)  
2022-05-04 - 4:03:15 PM GMT- IP address: 207.62.203.2
-  Document emailed to Julia Morrison (julia-morrison@redwoods.edu) for signature  
2022-05-04 - 4:04:39 PM GMT
-  Email viewed by Julia Morrison (julia-morrison@redwoods.edu)  
2022-05-04 - 11:12:27 PM GMT- IP address: 104.47.55.254
-  Document e-signed by Julia Morrison (julia-morrison@redwoods.edu)  
Signature Date: 2022-05-04 - 11:12:35 PM GMT - Time Source: server- IP address: 207.62.203.2
-  Document emailed to Keith Flamer (keith-flamer@redwoods.edu) for signature  
2022-05-04 - 11:12:37 PM GMT
-  Email viewed by Keith Flamer (keith-flamer@redwoods.edu)  
2022-05-04 - 11:34:08 PM GMT- IP address: 104.47.66.126
-  Document e-signed by Keith Flamer (keith-flamer@redwoods.edu)  
Signature Date: 2022-05-04 - 11:34:17 PM GMT - Time Source: server- IP address: 207.62.203.2
-  Agreement completed.  
2022-05-04 - 11:34:17 PM GMT