




# Program Review Data Preview

College of the Redwoods, Convocation



Angelina Hill, Director of IR  
August 22, 2012

# Common Program Review Template

---

- ▶ Section 1: Program Information
- ▶ Section 2: Data Analysis
- ▶ Section 3: Critical Reflection of Assessment Activities
- ▶ Section 4: Evaluation of Previous Plans
- ▶ Section 5: Planning
- ▶ Section 6: Resource Requests
- ▶ Section 7: PRC Response



# Annual Program Review Data Tables for Instruction

---

- ▶ Enrollment
- ▶ Success & Retention
- ▶ Persistence
- ▶ Completions & Transfers
- ▶ FTES & FTEF (full-time equivalent students & faculty)
- ▶ Full-time & Part-time Faculty
- ▶ Course Curriculum Update Statuses



# Student Equity Data

---

- ▶ Enrollment, Success, Retention & Persistence will be presented by:
  - ▶ Gender
  - ▶ Ethnicity
  - ▶ Age
  - ▶ DSPS status
  - ▶ Basic Skills status



# Example - Program Review Template

---

Success & Retention	Review and interpret retention & success data here (hyperlink) <a href="http://www.redwoods.edu/district/program_rev/.....">http://www.redwoods.edu/district/program_rev/.....</a>
Success? <input type="checkbox"/>	Comment if checked:
Retention? <input type="checkbox"/>	Comment if checked:



# Example Dataset

Prompted to compare program data to district data, and to check the box & comment in the template when there is a notable difference.

Enrollments provided in main dataset so that you can easily ignore small sample sizes.

District	2010 - 2011		
	Enrollment	Success	Retention
District Total	44,927	66%	88%
Humboldt	33,053	67%	89%
Del Norte	5,359	67%	90%
Mendocino	2,588	71%	90%
Online	3,927	61%	84%

Program	2010 - 2011		
	Enrollment	Success	Retention
Program Total	903	62%	87%
Humboldt	632	60%	86%
Del Norte	271	66%	88%

Courses	2010 - 2011		
	Enrollment	Success	Retention
Program Total	903	62%	83%
Course-1	140	61%	94%
Course-2	41	68%	80%
Course-3	30	70%	86%
Course-4	...	...	...

## Program Review Data Tables include:

---

- ▶ Enrollment
- ▶ Success & Retention
- ▶ Persistence
- ▶ Completions & Transfers
- ▶ Course Curriculum Update Statuses
- ▶ FTES & FTEF (full-time equivalent students & faculty)
- ▶ Full-time & Part-time Faculty



# Enrollments

---

- ▶ **Course enrollments**

- ▶ The count of students enrolled in a course. Not to be confused with student headcount because students can be enrolled in more than one course at a time.

- ▶ **Sections**

- ▶ Number of active sections offered. Provided to help make sense of increasing or decreasing enrollments.

- ▶ **Fill rate (fill %)**

- ▶ The percentage of occupied seats (census enrollment divided by course capacity).





# Enrollments

---

	2009 - 2010			2010 - 2011			% Change	
	Enrollment	Sections	Fill Rate	Enrollment	Sections	Fill Rate	Enrollment	Sections
District	43504	2030	75%	38953	1703	80%	-16%	-10%
Program	3920	143	84%	3868	140	89%	-1%	-2%
Del Norte	554	27	73%	573	26	85%	3%	-3%
Humboldt	3027	98	88%	3004	101	91%	-1%	3%
Mendocino	194	13	65%	227	11	81%	17%	-15%
Online	145	5	81%	64	2	91%	-56%	-60%

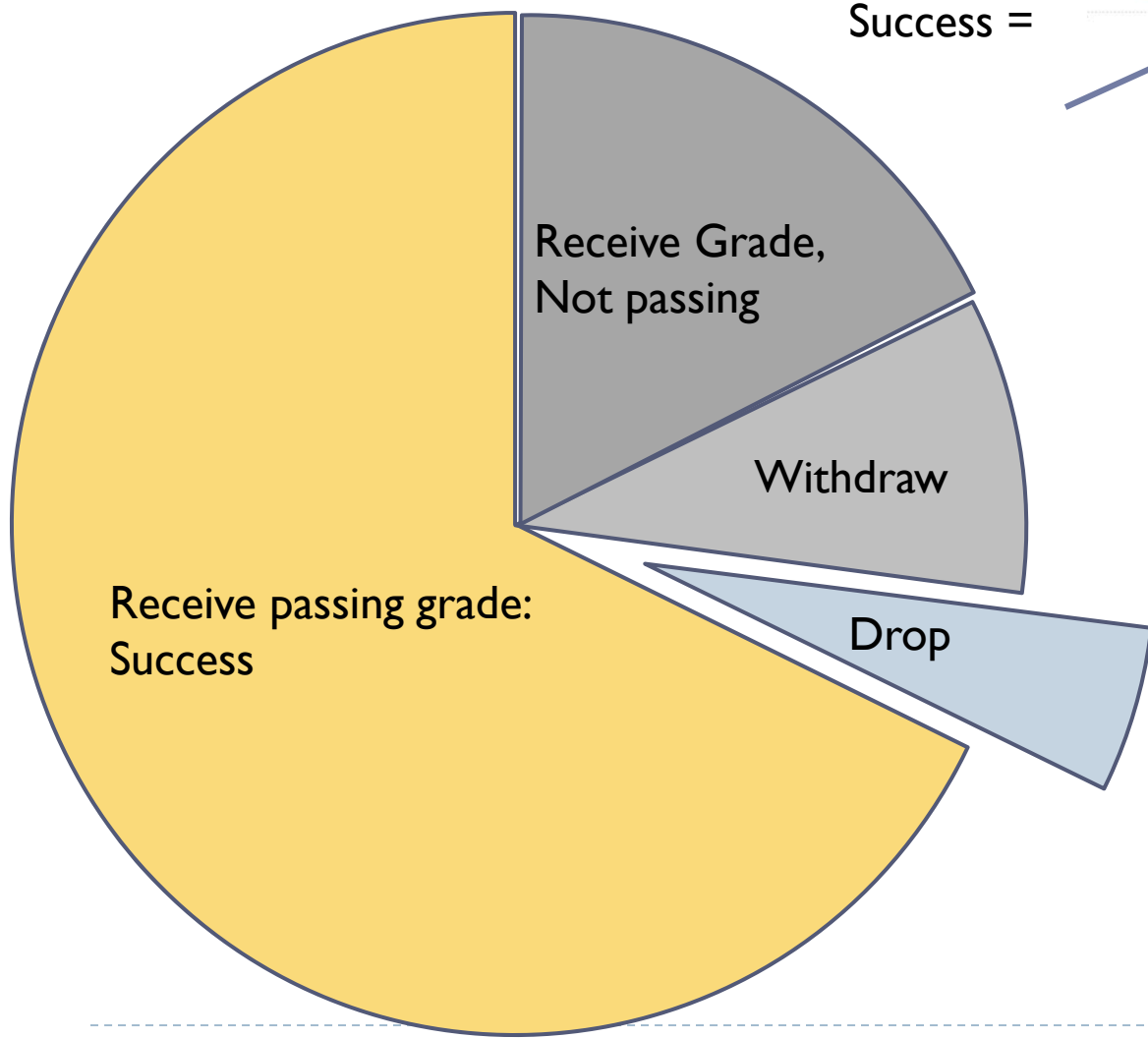


# Success & Retention

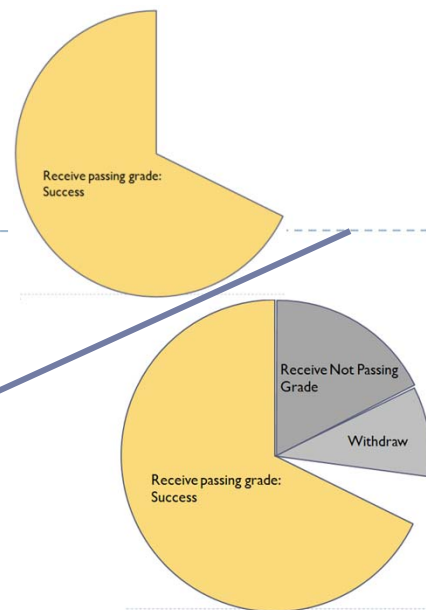
---

- ▶ Success – course success is the % of students enrolled in a course on census day who complete the course with a successful grade.
- ▶ Retention – course retention is the percentage of students enrolled on census day who receive a grade at the end of the course and have not withdrawn.

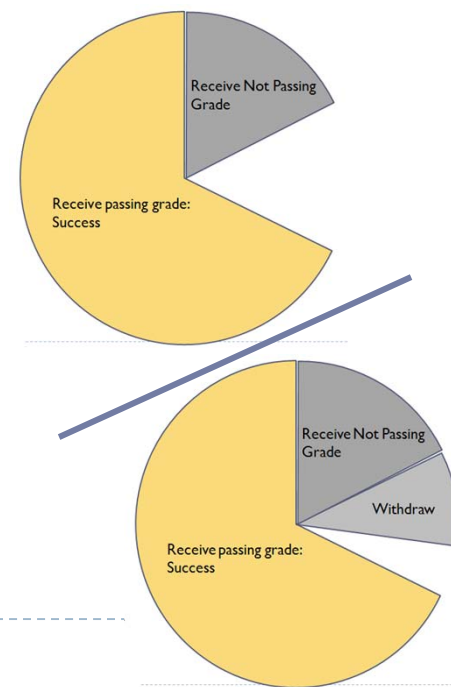




Success =



Retention =



# Persistence

---

- ▶ Tracking persistence of students in a program
  - ▶ By looking at the percentage of a cohort of new students who declared a degree/cert in a given year who are enrolled at census of the following year.



# Persistence

---

2009-10 & 2010-11	Students	Persisted	% Rate
District-Wide for All Programs	2,439	1,147	47%
Total for Selected Degrees	44	10	23%
Degree 1- AS	23	6	26%
Degree 2- AS	21	4	19%



# Completions & Transfers

---

- ▶ **Tracking program completions**
  - ▶ By looking at the percentage of students who have declared a degree or certificate who complete in 3 years.
    - ▶ Note: expected time to complete AA is 2 years.
  
- ▶ **Tracking transfers**
  - ▶ By looking at the percentage of students who have declared a degree or certificate who transfer to a 4-year institution within 3 years.
    - ▶ Tracked using the National Student Clearinghouse




# Completions & Transfers

---

		Total	Completion & Transfer	Completion Only	Transfer Only	No Completion or Transfer
District-Wide Total for All Programs	2006-07 to 2009-10	4,285	159	384	288	3,493
		100%	4%	9%	7%	82%
	2007-08 to 2010-11	4,416	163	360	168	3,763
		100%	4%	8%	4%	85%

		Total	Completion & Transfer	Completion Only	Transfer Only	No Completion or Transfer
Program	2006-07 to 2009-10	35		9	3	23
		100%		26%	9%	66%
	2007-08 to 2010-11	21	3	5	3	10
		100%	14%	24%	14%	48%

---



# Student Equity Data Example

---

	Enrollment	% of Total Enrollment
Total	903	100%
Female	298	33%
Male	605	67%
African American	25	3%
Asian / PI	52	6%
Caucasian	647	72%
Hispanic	92	10%
Native American	56	6%
Unknown	31	3%
24 or younger	354	55%
25 to 34	170	26%
35 to 49	94	15%
50 +	27	4%
DSPS	40	4%
Not DSPS	863	96%
Basic Skills	813	90%
Not Basic Skills	90	10%





# FTES & FTEF

---

- ▶ **Full Time Equivalent Students (FTES)**

- ▶ A full time student takes 525 hours of class in one year.

- ▶ **Full Time Equivalent Faculty (FTEF)**

- ▶ One FTEF is equal to one instructor load of 45 teaching units in a year.



# Program Review Datasets for Service Development:

---

- ▶ Staffing/Budget
- ▶ FTE Faculty & Staff
- ▶ FTE Additional Workforce
- ▶ Personnel (Dollars)
- ▶ Discretionary (Dollars)
- ▶ And at least 3 additional indicators

▶ Examples:

Program	Indicator
Admissions and Records	Degrees and certificates processed,
	Applications processed,
	Incoming and Outgoing transcripts
Advising and Counseling	Student contacts,
	Number of students completing educational plans,
	Number of students completing career assessments

# Assistance

---

- ▶ We want to assist with data interpretation following the finalized template.
  - ▶ Division meetings
  - ▶ Department meetings
  - ▶ Individual assistance

